

Elementy Pneumatyki

www.techmech.pl




TECH-MECH





■ złączniki pneumatyczne ■ armatura pneumatyczna ■ zespoły przygotowania powietrza ■ siłowniki elektrozawory ■ przepustnice oraz zwijadła

tel. kom. 732-434-904 e-mail: techmech@techmech.pl

Złączki proste

| Złączka prosta z gwintem zewnętrznym | D | G | Symbol |
|--|----|-----|----------|
|  | 4 | M5 | PC 04-M5 |
| | 4 | 1/8 | PC 04-01 |
| | 4 | 1/4 | PC 04-02 |
| | 6 | M5 | PC 06-M5 |
| | 6 | M6 | PC 06-M6 |
| | 6 | 1/8 | PC 06-01 |
| | 6 | 1/4 | PC 06-02 |
| | 6 | 3/8 | PC 06-03 |
| | 6 | 1/2 | PC 06-04 |
| | 8 | 1/8 | PC 08-01 |
| | 8 | 1/4 | PC 08-02 |
| | 8 | 3/8 | PC 08-03 |
| | 8 | 1/2 | PC 08-04 |
| | 10 | 1/8 | PC 10-01 |
| | 10 | 1/4 | PC 10-02 |
| | 10 | 3/8 | PC 10-03 |
| | 10 | 1/2 | PC 10-04 |
| | 12 | 1/8 | PC 12-01 |
| | 12 | 1/4 | PC 12-02 |
| | 12 | 3/8 | PC 12-03 |
| | 12 | 1/2 | PC 12-04 |
| | 16 | 3/8 | PC 16-03 |
| | 16 | 1/2 | PC 16-04 |


| Złączka grodziowa | D | Symbol |
|---|----|--------|
|  | 4 | PM 04 |
| | 6 | PM 06 |
| | 8 | PM 08 |
| | 10 | PM 10 |
| | 12 | PM 12 |


| Złączka prosta z gwintem wewnętrznym | D | G | Symbol |
|---|----|-----|-----------|
|  | 4 | 1/8 | PCF 04-01 |
| | 4 | 1/4 | PCF 04-02 |
| | 6 | 1/8 | PCF 06-01 |
| | 6 | 1/4 | PCF 06-02 |
| | 6 | 3/8 | PCF 06-03 |
| | 8 | 1/8 | PCF 08-01 |
| | 8 | 1/4 | PCF 08-02 |
| | 8 | 3/8 | PCF 08-03 |
| | 10 | 1/8 | PCF 10-01 |
| | 10 | 1/4 | PCF 10-02 |
| | 10 | 3/8 | PCF 10-03 |
| | 10 | 1/2 | PCF 10-04 |
| | 12 | 1/4 | PCF 12-02 |
| | 12 | 3/8 | PCF 12-03 |
| | 12 | 1/2 | PCF 12-04 |

| Złączka wtykowa prosta | D | Symbol |
|---|----|--------|
|  | 4 | PUC 04 |
| | 6 | PUC 06 |
| | 8 | PUC 08 |
| | 10 | PUC 10 |
| | 12 | PUC 12 |
| | 16 | PUC 16 |


| Złączka wtykowa redukcyjna | D1 | D2 | Symbol |
|--|----|----|----------|
|  | 6 | 4 | PG 06-04 |
| | 8 | 4 | PG 08-04 |
| | 8 | 6 | PG 08-06 |
| | 10 | 6 | PG 10-06 |
| | 10 | 8 | PG 10-08 |
| | 12 | 8 | PG 12-08 |
| | 12 | 10 | PG 12-10 |
| | 16 | 12 | PG 16-12 |


| Złączka prosta z wtyczką redukcyjną | D1 | D2 | Symbol |
|---|----|----|-----------|
|  | 6 | 4 | PGJ 06-04 |
| | 8 | 4 | PGJ 08-04 |
| | 8 | 6 | PGJ 08-06 |
| | 10 | 8 | PGJ 10-08 |
| | 10 | 6 | PGJ 10-06 |
| | 12 | 6 | PGJ 12-06 |
| | 12 | 8 | PGJ 12-08 |
| | 12 | 10 | PGJ 12-10 |


| Zaślepka | D | Symbol |
|---|----|---------|
|  | 4 | 6900/04 |
| | 6 | 6900/06 |
| | 8 | 6900/08 |
| | 10 | 6900/10 |
| | 12 | 6900/12 |


| Zaślepka | D | Symbol |
|---|----|--------|
|  | 4 | PPF 04 |
| | 6 | PPF 06 |
| | 8 | PPF 08 |
| | 10 | PPF 10 |
| | 12 | PPF 12 |


Złączki Kątowe

| Złączka wtykowa kątowa z gwintem zewnętrznym | D | G | Symbol |
|--|----|-----|----------|
|  | 4 | M5 | PL 04-M5 |
| | 4 | M6 | PL 04-M6 |
| | 4 | 1/8 | PL 04-01 |
| | 4 | 1/4 | PL 04-02 |
| | 6 | M5 | PL 06-M5 |
| | 6 | M6 | PL 06-M6 |
| | 6 | 1/8 | PL 06-01 |
| | 6 | 1/4 | PL 06-02 |
| | 6 | 3/8 | PL 06-03 |
| | 6 | 1/2 | PL 06-04 |
| | 8 | M5 | PL 08-M5 |
| | 8 | M6 | PL 08-M6 |
| | 8 | 1/8 | PL 08-01 |
| | 8 | 1/4 | PL 08-02 |
| | 8 | 3/8 | PL 08-03 |
| | 8 | 1/2 | PL 08-04 |
| | 10 | 1/8 | PL 10-01 |
| | 10 | 1/4 | PL 10-02 |
| | 10 | 3/8 | PL 10-03 |
| | 10 | 1/2 | PL 10-04 |
| | 12 | 1/8 | PL 12-01 |
| | 12 | 1/4 | PL 12-02 |
| | 12 | 3/8 | PL 12-03 |
| | 12 | 1/2 | PL 12-04 |
| | 16 | 3/8 | PL 16-03 |
| | 16 | 1/2 | PL 16-04 |

| Złączka wtykowa kątowa | D | Symbol |
|--|----|--------|
|  | 4 | PUL 04 |
| | 6 | PUL 06 |
| | 8 | PUL 08 |
| | 10 | PUL 10 |
| | 12 | PUL 12 |
| | 16 | PUL 16 |

| Złączka wtykowa kątowa z gwintem wewnętrznym | D | G | Symbol |
|---|----|-----|-----------|
|  | 4 | M5 | PLF 04-M5 |
| | 4 | 1/8 | PLF 04-01 |
| | 4 | 1/4 | PLF 04-02 |
| | 6 | M5 | PLF 06-M5 |
| | 6 | 1/8 | PLF 06-01 |
| | 6 | 1/4 | PLF 06-02 |
| | 6 | 3/8 | PLF 06-03 |
| | 6 | 1/2 | PLF 06-04 |
| | 8 | 1/8 | PLF 08-01 |
| | 8 | 1/4 | PLF 08-02 |
| | 8 | 3/8 | PLF 08-03 |
| | 8 | 1/2 | PLF 08-04 |
| | 10 | 1/8 | PLF 10-01 |
| | 10 | 1/4 | PLF 10-02 |
| | 10 | 3/8 | PLF 10-03 |
| | 10 | 1/2 | PLF 10-04 |
| | 12 | 1/8 | PLF 12-01 |
| | 12 | 1/4 | PLF 12-02 |
| | 12 | 3/8 | PLF 12-03 |


| Złączka kątowa obrotowa z gwintem zewnętrznym | D | G | Symbol |
|---|----|-----|----------|
|  | 4 | M5 | PH 04-M5 |
| | 4 | 1/8 | PH 04-01 |
| | 6 | M5 | PH 06-M5 |
| | 6 | 1/8 | PH 06-01 |
| | 6 | 1/4 | PH 06-02 |
| | 8 | 1/8 | PH 08-01 |
| | 8 | 1/4 | PH 08-02 |
| | 8 | 3/8 | PH 08-03 |
| | 10 | 1/4 | PH 10-02 |
| | 10 | 3/8 | PH 10-03 |
| | 10 | 1/2 | PH 10-04 |
| | 12 | 1/4 | PH 12-02 |
| | 12 | 3/8 | PH 12-03 |
| | 12 | 1/2 | PH 12-04 |


| Złączka kątowa długa z gwintem zewnętrznym | D | G | Symbol |
|---|----|-----|-----------|
|  | 4 | M5 | PLL 04-M5 |
| | 4 | M6 | PLL 04-M6 |
| | 4 | 1/8 | PLL 04-01 |
| | 4 | 1/4 | PLL 04-02 |
| | 6 | M5 | PLL 06-M5 |
| | 6 | M6 | PLL 06-M6 |
| | 6 | 1/8 | PLL 06-01 |
| | 6 | 1/4 | PLL 06-02 |
| | 6 | 3/8 | PLL 06-03 |
| | 6 | 1/2 | PLL 06-04 |
| | 8 | 1/8 | PLL 08-01 |
| | 8 | 1/4 | PLL 08-02 |
| | 8 | 3/8 | PLL 08-03 |
| | 8 | 1/2 | PLL 08-04 |
| | 10 | 1/8 | PLL 10-01 |
| | 10 | 1/4 | PLL 10-02 |
| | 10 | 3/8 | PLL 10-03 |
| | 10 | 1/2 | PLL 10-04 |
| | 12 | 1/8 | PLL 12-01 |
| | 12 | 1/4 | PLL 12-02 |
| | 12 | 3/8 | PLL 12-03 |
| | 12 | 1/2 | PLL 12-04 |


| Złączka kątowa z wtyczką redukcyjną | D | D1 | Symbol |
|---|----|----|-----------|
|  | 4 | 4 | PLJ 04 |
| | 6 | 6 | PLJ 06 |
| | 8 | 8 | PLJ 08 |
| | 10 | 10 | PLJ 10 |
| | 12 | 12 | PLJ 12 |
| | 6 | 4 | PLJ 06-04 |
| | 8 | 6 | PLJ 08-06 |
| | 10 | 8 | PLJ 10-08 |
| | 12 | 10 | PLJ 12-10 |

Złączki typu „T”


| Złączka TL z gwintem zewnętrznym | D | G | Symbol |
|--|----|-----|-----------|
|  | 4 | M5 | PST 04-M5 |
| | 4 | 1/8 | PST 04-01 |
| | 4 | 1/4 | PST 04-02 |
| | 6 | M5 | PST 06-M5 |
| | 6 | 1/8 | PST 06-01 |
| | 6 | 1/4 | PST 06-02 |
| | 6 | 3/8 | PST 06-03 |
| | 8 | 1/8 | PST 08-01 |
| | 8 | 1/4 | PST 08-02 |
| | 8 | 3/8 | PST 08-03 |
| | 8 | 1/2 | PST 08-04 |
| | 10 | 1/8 | PST 10-01 |
| | 10 | 1/4 | PST 10-02 |
| | 10 | 3/8 | PST 10-03 |
| | 10 | 1/2 | PST 10-04 |
| | 12 | 1/4 | PST 12-02 |
| | 12 | 3/8 | PST 12-03 |
| | 12 | 1/2 | PST 12-04 |


| Złączka T z gwintem zewnętrznym | D | G | Symbol |
|---|----|-----|----------|
|  | 4 | 1/8 | PT 04-01 |
| | 4 | 1/4 | PT 04-02 |
| | 6 | M5 | PT 06-M5 |
| | 6 | 1/8 | PT 06-01 |
| | 6 | 1/4 | PT 06-02 |
| | 6 | 3/8 | PT 06-03 |
| | 6 | 1/2 | PT 06-04 |
| | 8 | M5 | PT 08-M5 |
| | 8 | M6 | PT 08-M6 |
| | 8 | 1/8 | PT 08-01 |
| | 8 | 1/4 | PT 08-02 |
| | 8 | 3/8 | PT 08-03 |
| | 8 | 1/2 | PT 08-04 |
| | 10 | 1/8 | PT 10-01 |
| | 10 | 1/4 | PT 10-02 |
| | 10 | 3/8 | PT 10-03 |
| | 10 | 1/2 | PT 10-04 |
| | 12 | 1/8 | PT 12-01 |
| | 12 | 1/4 | PT 12-02 |
| | 12 | 3/8 | PT 12-03 |
| | 12 | 1/2 | PT 12-04 |


| Złączka wtykowa typu T | D | Symbol |
|---|----|--------|
|  | 4 | PUT 04 |
| | 6 | PUT 06 |
| | 8 | PUT 08 |
| | 10 | PUT 10 |
| | 12 | PUT 12 |
| | 16 | PUT 16 |

| Złączka wtykowa typu T z redukcją | D | G | Symbol |
|---|----|----|----------|
|  | 6 | 4 | PT 06-04 |
| | 8 | 6 | PT 08-06 |
| | 10 | 6 | PT 10-06 |
| | 10 | 8 | PT 10-08 |
| | 12 | 8 | PT 12-08 |
| | 12 | 10 | PT 12-10 |


Złączki typu „Y”

| Złączka typu Y | D | Symbol |
|---|----|--------|
|  | 4 | PY 04 |
| | 6 | PY 06 |
| | 8 | PY 08 |
| | 10 | PY 10 |
| | 12 | PY 12 |


| Złączka typu Y z gwintem zewnętrznym | D | R | Symbol |
|---|----|-----|----------|
|  | 4 | M5 | PX 04-M5 |
| | 4 | 1/8 | PX 04-01 |
| | 4 | 1/4 | PX 04-02 |
| | 6 | M5 | PX 06-M5 |
| | 6 | 1/8 | PX 06-01 |
| | 6 | 1/4 | PX 06-02 |
| | 6 | 3/8 | PX 06-03 |
| | 8 | 1/8 | PX 08-01 |
| | 8 | 1/4 | PX 08-02 |
| | 8 | 3/8 | PX 08-03 |
| | 8 | 1/2 | PX 08-04 |
| | 10 | 1/8 | PX 10-01 |
| | 10 | 1/4 | PX 10-02 |
| | 10 | 3/8 | PX 10-03 |
| | 10 | 1/2 | PX 10-04 |
| | 12 | 1/4 | PX 12-02 |
| | 12 | 3/8 | PX 12-03 |
| | 12 | 1/2 | PX 12-04 |


| Złączka typu Y z wtyczką redukcijną | D | D1 | Symbol |
|--|----|----|-----------|
|  | 6 | 4 | PWJ 06-04 |
| | 8 | 6 | PWJ 08-06 |
| | 10 | 8 | PWJ 10-08 |
| | 12 | 10 | PWJ 12-10 |


| Złączka typu Y redukcyjna | D | D1 | Symbol |
|--|----|----|-----------|
|  | 6 | 4 | YPW 06-04 |
| | 8 | 4 | YPW 08-04 |
| | 8 | 6 | YPW 08-06 |
| | 10 | 6 | YPW 10-06 |
| | 10 | 8 | YPW 10-08 |
| | 12 | 8 | YPW 12-08 |
| | 12 | 10 | YPW 12-10 |


| Złączka typu Y z wtyczką | D | Symbol |
|---|----|--------|
|  | 4 | PXJ 04 |
| | 6 | PXJ 06 |
| | 8 | PXJ 08 |
| | 10 | PXJ 10 |
| | 12 | PXJ 12 |


Zawory


| Zawór zwrotno dławiący kątowny | D | R | Symbol |
|--|----|-----|-----------|
|  | 4 | M5 | NSE 04-M5 |
| | 4 | 1/8 | NSE 04-01 |
| | 4 | 1/4 | NSE 04-02 |
| | 6 | M5 | NSE 06-M5 |
| | 6 | M6 | NSE 06-M6 |
| | 6 | 1/8 | NSE 06-01 |
| | 6 | 1/4 | NSE 06-02 |
| | 6 | 3/8 | NSE 06-03 |
| | 6 | 1/2 | NSE 06-04 |
| | 8 | 1/8 | NSE 08-01 |
| | 8 | 1/4 | NSE 08-02 |
| | 8 | 3/8 | NSE 08-03 |
| | 8 | 1/2 | NSE 08-04 |
| | 10 | 1/8 | NSE 10-01 |
| | 10 | 1/4 | NSE 10-02 |
| | 10 | 3/8 | NSE 10-03 |
| | 10 | 1/2 | NSE 10-04 |
| | 12 | 1/8 | NSE 12-01 |
| | 12 | 1/4 | NSE1 2-02 |
| | 12 | 3/8 | NSE 12-03 |
| | 12 | 1/2 | NSE 12-04 |

| Zawór prosty zwrotno dławiący | D | Symbol |
|---|----|--------|
|  | 4 | NSF 04 |
| | 6 | NSF 06 |
| | 8 | NSF 08 |
| | 10 | NSF 10 |
| | 12 | NSF 12 |


| Zaw. kul. gwint. wewn. | R | Symbol |
|---|------|----------|
|  | R1/8 | BVC1 F18 |
| | R1/4 | BVC1 F14 |
| | R1/8 | BVC1 G18 |
| | R1/4 | BVC1 F14 |


| Zawór kulowy | D | Symbol |
|---|----|--------|
|  | 6 | BUC 06 |
| | 8 | BUC 08 |
| | 10 | BUC 10 |
| | 12 | BUC 12 |


| Zawór kulowy mini | R | Symbol |
|---|------|----------|
|  | R1/4 | BVC2 F14 |
| | R3/8 | BVC2 F38 |
| | R1/2 | BVCA F12 |


| Zaw. kul. gwint. wewn.-zewn. | R | Symbol |
|---|------|-----------|
|  | R1/8 | BVC1 MF18 |
| | R1/4 | BVC1 MF14 |
| | R1/8 | BVC1 MF18 |
| | R1/4 | BVC1 MF14 |
| | - | - |


Armatura gwintowana


| Łącznik, gwint zewnętrzny stożkowy | R | Symbol |
|--|-------------|---------|
|  | R 1/8 - 1/8 | DN 1818 |
| | R 1/8 - 1/4 | DN 1814 |
| | R 1/8 - 3/8 | DN 1838 |
| | R 1/8 - 1/2 | DN 1812 |
| | R 1/4 - 1/4 | DN 1414 |
| | R 1/4 - 3/8 | DN 1438 |
| | R 1/4 - 1/2 | DN 1412 |
| | R 3/8 - 3/8 | DN 3838 |
| | R 3/8 - 1/2 | DN 3812 |
| | R 3/8 - 3/4 | DN 3834 |
| | R 1/2 - 1/2 | DN 1212 |
| | R 1/2 - 3/4 | DN 1234 |
| | R 3/4 - 3/4 | DN 3434 |
| | R 3/4 - 1 | DN 341 |
| | R 1 - 1 | DN 11 |


| Redukcja długa | R | Symbol |
|--|-------------|---------|
|  | R 1/8 - 1/8 | RL 1818 |
| | R 1/8 - 1/4 | RL 1814 |
| | R 1/8 - 3/8 | RL 1838 |
| | R 1/4 - 1/4 | RL 1414 |
| | R 1/4 - 3/8 | RL 1438 |
| | R 1/4 - 1/2 | RL 1412 |
| | R 3/8 - 3/8 | RL 3838 |
| | R 3/8 - 1/2 | RL 3812 |
| | R 3/8 - 3/4 | RL 3834 |
| | R 1/2 - 1/2 | RL 1212 |
| | R 1/2 - 3/4 | RL 1234 |
| | R 3/4 - 3/4 | RL 3434 |


| Mufa | R | Symbol |
|--|-------------|---------|
|  | R 1/8 - 1/8 | MU 1818 |
| | R 1/8 - 1/4 | MU 1814 |
| | R 1/8 - 3/8 | MU 1838 |
| | R 1/4 - 1/4 | MU 1414 |
| | R 1/4 - 3/8 | MU 1438 |
| | R 1/4 - 1/2 | MU 1412 |
| | R 3/8 - 3/8 | MU 3838 |
| | R 3/8 - 1/2 | MU 3812 |
| | R 3/8 - 3/4 | MU 3834 |
| | R 1/2 - 1/2 | MU 1212 |
| | R 1/2 - 3/4 | MU 1234 |
| | R 3/4 - 3/4 | MU 3434 |
| | R 3/4 - 1 | MU 341 |
| | R 1 - 1 | MU 11 |


| Redukcja krótka 1x gw. wewn. 1x gw.zew. | R | Symbol |
|--|-------------|---------|
|  | R 1/8 - M5 | RN 18M5 |
| | R 1/4 - 1/8 | RN 1418 |
| | R 3/8 - 1/2 | RN 3812 |
| | R 3/8 - 1/4 | RN 3814 |
| | R 1/2 - 1/8 | RN 1218 |
| | R 1/2 - 1/4 | RN 1214 |
| | R 1/2 - 3/8 | RN 1238 |
| | R 3/4 - 3/8 | RN 3438 |
| | R 3/4 - 1/2 | RN 3412 |


| Kolanko gwint wewnętrzny | R | Symbol |
|---|-------|--------|
|  | R 1/8 | PFL 01 |
| | R 1/4 | PFL 02 |
| | R 3/8 | PFL 03 |
| | R 1/2 | PFL 04 |
| | R 3/4 | PFL 06 |
| | R 1 | PFL 08 |


| Kolanko gwint zewn. stożkowy | R | Symbol |
|---|-------|--------|
|  | R 1/8 | PEL 01 |
| | R 1/4 | PEL 02 |
| | R 3/8 | PEL 03 |
| | R 1/2 | PEL 04 |
| | R 3/4 | PEL 06 |
| | R 1 | PEL 08 |


| Kolanko 1x gw. zewn. 1x gw. wewn | R | Symbol |
|---|-------|---------|
|  | R 1/8 | PEFL 01 |
| | R 1/4 | PEFL 02 |
| | R 3/8 | PEFL 03 |
| | R 1/2 | PEFL 04 |
| | R 3/4 | PEFL 06 |
| | R 1 | PELF 08 |


| Złącze T gwint zewnętrzny | R | Symbol |
|---|-------|---------|
|  | R 1/8 | PSMT 01 |
| | R 1/4 | PSMT 02 |
| | R 3/8 | PSMT 03 |
| | R 1/2 | PSMT 04 |
| | R 3/4 | PSMT 06 |
| | R 1 | PSMT 08 |


| Złącze T gwint wewnętrzny | R | Symbol |
|---|-------|--------|
|  | R 1/8 | PFT 01 |
| | R 1/4 | PFT 02 |
| | R 3/8 | PFT 03 |
| | R 1/2 | PFT 04 |
| | R 3/4 | PFT 06 |
| | R 1 | PFT 08 |


| Złącze T 2x gw. wewn. 1x gw. zewn | R | Symbol |
|---|-------------|--------|
|  | R 1/8 - 1/8 | PMT 01 |
| | R 1/4 - 1/4 | PMT 02 |
| | R 3/8 - 3/8 | PMT 03 |
| | R 1/2 - 1/2 | PMT 04 |
| | R 3/4 - 3/4 | PMT 06 |
| | R 1 - 1 | PMT 08 |


| Złącze krzyżowe 4x gw. wewn. | R | Symbol |
|---|-------|--------|
|  | R 1/8 | PFC 01 |
| | R 1/4 | PFC 02 |
| | R 3/8 | PFC 03 |
| | R 1/2 | PFC 04 |


| Trójnik Y 2x gw. wewn. 1x gw. zew. | R | Symbol |
|---|-------------|--------|
|  | R 1/8 - 1/8 | YE 18 |
| | R 1/4 - 1/4 | YE 14 |
| | R 3/8 - 3/8 | YE 38 |
| | R 1/2 - 1/2 | YE 12 |
| | - | - |
| | - | - |

| Trójnik 3x gw. wewn. | R | Symbol |
|---|-------------|--------|
|  | R 1/8 - 1/8 | Y 18 |
| | R 1/4 - 1/4 | Y 14 |
| | R 3/8 - 3/8 | Y 38 |
| | R 1/2 - 1/2 | Y 12 |
| | - | - |
| | - | - |


| Zasłlepka | R | Symbol |
|---|-------|-------------|
|  | R 1/8 | ZASLEPKA 18 |
| | R 1/4 | ZASLEPKA 14 |
| | R 3/8 | ZASLEPKA 38 |
| | R 1/2 | ZASLEPKA 12 |
| | R 3/4 | ZASLEPKA 34 |
| | R 1 | ZASLEPKA 1 |


| Kostka rozdzielcza z gw. wewn. | R | Symbol |
|---|-------|--------|
|  | R 1/8 | VB 18 |
| | R 1/4 | VB 14 |
| | R 3/8 | VB 38 |
| | R 1/2 | VB 12 |
| | R 3/4 | VB 34 |


| Króciec na wąż PCV z gwintem zewnętrznym | R | Symbol |
|---|------------|---------|
|  | G 1/8-6mm | GT 1806 |
| | G 1/8-9mm | GT 1809 |
| | G 1/4-6mm | GT 1406 |
| | G 1/4-9mm | GT 1409 |
| | G 1/4-13mm | GT 1413 |
| | G 3/8-6mm | GT 3806 |
| | G 3/8-9mm | GT 3809 |
| | G 3/8-10mm | GT 3810 |
| | G 3/8-13mm | GT 3813 |
| | G 1/2-9mm | GT 1209 |
| | G 1/2-13mm | GT 1213 |

| Króciec na wąż PCV z gwintem wewnętrznym | R | Symbol |
|---|------------|---------|
|  | G 1/8-6mm | GI 1806 |
| | G 1/8-8mm | GI 1808 |
| | G 1/4-6mm | GI 1406 |
| | G 1/4-8mm | GI 1408 |
| | G 1/4-9mm | GI 1409 |
| | G 3/8-6mm | GI 3806 |
| | G 3/8-8mm | GI 3808 |
| | G 3/8-9mm | GI 3809 |
| | G 3/8-13mm | GI 3813 |
| | G 1/2-9mm | GI 1209 |
| | G 1/2-13mm | GI 1213 |





Tłumiki

| Tłumik płaski | R | Symbol |
|--|-----|--------|
|  | 1/8 | STP 01 |
| | 1/4 | STP 02 |
| | 3/8 | STP 03 |
| | 1/2 | STP 04 |
| | 3/4 | STP 06 |
| | 1 | STP 08 |










| Tłumik stożkowy | R | Symbol |
|---|-----|--------|
|  | 1/8 | STB 01 |
| | 1/4 | STB 02 |
| | 3/8 | STB 03 |
| | 1/2 | STB 04 |
| | 1 | STB 08 |

| Tłumik z granulem | R | Symbol |
|---|-----|--------|
|  | 1/8 | PSL 01 |
| | 1/4 | PSL 02 |
| | 3/8 | PSL 03 |
| | 1/2 | PSL 04 |
| | 1 | PSL 08 |


Szybkozłącza serii 26

| | | | | | | | | | | |
|--|---|--------------|---------|---|--------------|--|---|--------------------------------------|------|--------|
|  | Szybkozłącze z gwintem zewnętrznym | R | Symbol |  | D | Symbol |  | Wtyczka z gwintem zewnętrznym | R | Symbol |
| | G 1/8 | KDG 18 | 4x6 MM | | KDK 4x6 | G 1/8 | | KSG 18 | | |
| | G 1/4 | KDG 14 | 6x8 MM | | KDK 6x8 | G 1/4 | | KSG 14 | | |
| | G 3/8 | KDG 38 | 8x10 MM | | KDK 8x10 | G 3/8 | | KSG 38 | | |
| | G 1/2 | KDG 12 | 9x12 MM | | KDK 9x12 | G 1/2 | | KSG 12 | | |
| | M 14x1.5 | KDG M14x1.5 | | | | M 14 X 1.5 | | KSG M14x1.5 | | |
| M 16x1.5 | KDG M16x1.5 | | | M 16 X 1.5 | KSG M16x1.5 | | | | | |
| M 18x1.5 | KDG M18x1.5 | | | M 18 X 1.5 | KSG M18x1.5 | | | | | |
|  | Szybkozłącze z gwintem wewnętrznym | R | Symbol |  | D | Symbol |  | Wtyczka z gwintem wewnętrznym | R | Symbol |
| | G 1/8 | KDGI 18 | 4x6 MM | | KSK 4x6 | G 1/8 | | KSGI 18 | | |
| | G 1/4 | KDGI 14 | 6x8 MM | | KSK 6x8 | G 1/4 | | KSGI 14 | | |
| | G 3/8 | KDGI 38 | 8x10 MM | | KSK 8x10 | G 3/8 | | KSGI 38 | | |
| | G 1/2 | KDGI 12 | 9x12 MM | | KSK 9x12 | G 1/2 | | KSGI 12 | | |
| | M 14x1.5 | KDGI M14x1.5 | | | | M 14x1.5 | | KSGI M14x1.5 | | |
| M 16x1.5 | KDGI M16x1.5 | | | M 16x1.5 | KSGI M16x1.5 | | | | | |
| M 18x1.5 | KDGI M18x1.5 | | | M 18x1.5 | KSGI M18x1.5 | | | | | |
|  | Szybkozłącze z tuleją do węża | D | Symbol |  | D | Symbol |  | Pistolet pneumatyczny | Opis | Symbol |
| | 6 mm | KDS 6 | 4 mm | | KSS 4 | Pistolety pneumatyczne metalowe z krótką i długą dyszą | | Pistolety metalowy i plastikowy | | |
| | 8 mm | KDS 8 | 6 mm | | KSS 6 | | | | | |
| | 9 mm | KDS 9 | 8 mm | | KSS 8 | | | | | |
| | 10 mm | KDS 10 | 9 mm | | KSS 9 | | | | | |
| | 13 mm | KDS 13 | 10 mm | | KSS 10 | | | | | |
| | | 13 mm | KSS 13 | | | | | | | |

Zespoły przygotowania powietrza i przewody pneumatyczne

| | | | | | | | | | | | |
|--|---|-------------------|----------------|---|--|-------------------|----------------|---|--|-------------------|--------------|
|  | Filtr powietrza | Rozmiar przyłącza | Symbol |  | Naolejacz | Rozmiar przyłącza | Symbol |  | Regulator ciśnienia | Rozmiar przyłącza | Symbol |
| | 1/4 | AF 14 | 1/4 | | AOL 14 | 1/4 | AR 14 | | | | |
| | 3/8 | AF 38 | 3/8 | | AOL 38 | 3/8 | AR 38 | | | | |
| | 1/2 | AF 12 | 1/2 | | AOL 12 | 1/2 | AR 12 | | | | |
| | 3/4 | AF 34 | 3/4 | | AOL 34 | 3/4 | AR 34 | | | | |
| 1 | AF 1 | 1 | AOL 1 | 1 | AR 1 | | | | | | |
|  | Filtroreduktor | Rozmiar przyłącza | Symbol |  | Zespół przygotowania powietrza | Rozmiar przyłącza | Symbol |  | Zwijadła | Przyłącze/długość | Kod zwijadła |
| | 1/4 | AFR 14 | 1/4 | | ACL 14 | 3/8 10 m | E733103 | | | | |
| | 3/8 | AFR 38 | 3/8 | | ACL 38 | 3/8 15 m | E735153 | | | | |
| | 1/2 | AFR 12 | 1/2 | | ACL 12 | 3/8 20 m | E737203 | | | | |
| | 3/4 | AFR 34 | 3/4 | | ACL 34 | 1/2 15 m | E737151 | | | | |
| 1 | AFR 1 | 1 | ACL 1 | | | | | | | | |
|  | Przewody pneumatyczne z zakłuciami | Rozmiar/długość | Symbol |  | Przewody pneumatyczne poliuretanowe | Rozmiar/wymiar | Symbol |  | Przewody pneumatyczne poliamidowe | Rozmiar/wymiar | Symbol |
| | 8x5.5 mm 5 mb | Prz. 8x5.5-5 | Prz. PU 4x2.0 | | Prz. PU 4x2.0mm | Prz. PA 4x2.0mm | Prz. PA 4x2.0 | | | | |
| | 8x5.5mm 10 mb | Prz. 8x5.5-10 | Prz. PU 6x4 | | Prz. PU 6x4 mm | Prz. PA 6x4 mm | Prz. PA 6x4 | | | | |
| | 8x5.5mm 15 mb | Prz. 8x5.5-15 | Prz. PU 8x5.5 | | Prz. PU 8x5.5 mm | Prz. PA 8x6 mm | Prz. PA 8x6 | | | | |
| | 10x6mm 5 mb | Prz. 10x6-5 | Prz. PU 10x6.5 | | Prz. PU 10x6.5 mm | Prz. PA 10x7.5 mm | Prz. PA 10x7.5 | | | | |
| | 10x6mm 10 mb | Prz. 10x6-10 | Prz. PU 12x8 | | Prz. PU 12x8 mm | | | | | | |
| | 10x6mm 15 mb | Prz. 10x6-15 | Prz. PU 16x11 | | Prz. PU 16x11 mm | | | | | | |
| | 12x8.5 5 mb | Prz. 12x8.5-5 | | | | | | | | | |
| 12x8.5 10 mb | Prz. 12x8.5-10 | | | | | | | | | | |
| 12x8.5 15 mb | Prz. 12x8.5-15 | | | | | | | | | | |

Szukasz innych produktów? Zadzwoń, zapytaj..



W naszym pozostałym asortymencie znajdziecie Państwo:

- Łożyska przemysłowe, nierdzewne, obudowy nierdzewne,
 - Technika liniowa, HIWIN, INA, PMI,
 - Przekładnie, silniki, motoreduktory,
- Koła pasowe i pasy klinowe, pas zębate,
 - Koła zębate i łańcuchy,
 - Kurtyny paskowe PCV,
 - Chemia techniczna

Hurtownia Przemysłowa TECH-MECH

ul. Szymanowskiego 20

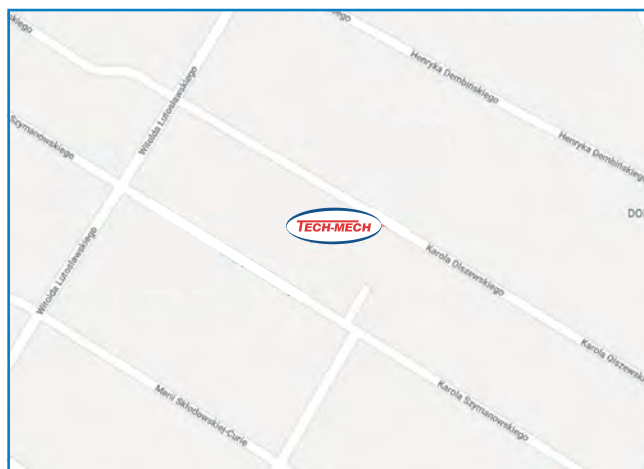
64-100 Leszno

tel. 65 529 90 34, 65 529 91 31

tel. kom. 732-434-904

www.techmech.pl

Jesteśmy dystrybutorem marek



wysyłamy za pośrednictwem

